


Introductory sub-table (I)(a)

Name of the Company: GREENPLY INDUSTRIES LIMITED			
BSE Scrip Code:526797 & NSE Symbol - GREENPLY, Class of Security: Equity Shares of Rs.5/- each.			
Quarter ended: 30.09.2013			
Partly paid-up shares:-	No. of partly paid-up shares	As a % of total no. of partly paid-up shares	As a % of total no. of shares of the company
Held by promoter/promoter group	NIL	NIL	NIL
Held by public	NIL	NIL	NIL
Total	NIL	NIL	NIL
Outstanding convertible securities: No. of outstanding securities	No. of outstanding securities	As a % of total no. of outstanding convertible securities	As a % of total no. of shares of the company, assuming full conversion of the convertible securities
Held by promoter/promoter group	NIL	NIL	NIL
Held by public	NIL	NIL	NIL
Total	NIL	NIL	NIL
Warrants:-	No. of warrants	As a % of total no. of warrants	As a % of total no. of shares of the company, assuming full conversion of warrants
Held by promoter/promoter group	NIL	NIL	NIL
Held by public	NIL	NIL	NIL
Total	NIL	NIL	NIL
Total paid-up capital of the company, assuming full conversion of warrants and convertible securities			24136374

For Greenply Industries Ltd.



Kaushal Kr. Agarwal
Company Secretary &
Vice President- Legal

Statement Showing Shareholding Pattern								
Category code	Category of Shareholder	Number of Shareholders	Table (I)(a)		Total shareholding as a percentage of total number of shares		Shares Pledged or otherwise encumbered	
			Total number of shares	Number of shares held in dematerialized form	As a percentage of (A+B)	As a percentage of (A+B+C)	Number of shares	As a percentage
			(IV)	(V)	(VI)	(VII)	(VIII)	(IX)= (VIII)/(IV)*100
(I)	(II)	(III)	(IV)	(V)	(VI)	(VII)	(VIII)	(IX)= (VIII)/(IV)*100
(A)	Shareholding of Promoter and Promoter Group							
1	Indian							
(a)	Individuals/ Hindu Undivided Family	13	4318636	4318636	17.89	17.89	0	0.00
(b)	Central Government/ State Government(s)	0	0	0	0.00	0.00	0	0.00
(c)	Bodies Corporate	4	8956364	8956364	37.11	37.11	0	0.00
(d)	Financial Institutions/ Banks	0	0	0	0.00	0.00	0	0.00
(e)	Any Others(Specify)	0	0	0	0.00	0.00	0	0.00
	Sub Total(A)(1)	17	13275000	13275000	55.00	55.00	0	0.00
2	Foreign							
a	Individuals (Non-Residents Individuals/ Foreign Individuals)	0	0	0	0.00	0.00	0	0.00
b	Bodies Corporate	0	0	0	0.00	0.00	0	0.00
c	Institutions	0	0	0	0.00	0.00	0	0.00
d	Qualified Foreign Investor	0	0	0	0.00	0.00	0	0.00
e	Any Others(Specify)	0	0	0	0.00	0.00	0	0.00
	Sub Total(A)(2)	0	0	0	0.00	0.00	0	0.00
	Total Shareholding of Promoter and Promoter Group (A)= (A)(1)+(A)(2)	17	13275000	13275000	55.00	55.00	0	0.00
(B)	Public shareholding						NA	NA
1	Institutions							
(a)	Mutual Funds/ UTI	4	1552604	1552604	6.43	6.43		
(b)	Financial Institutions / Banks	2	1026	1026	0.00	0.00		
(c)	Central Government/ State Government(s)	0	0	0	0.00	0.00		
(d)	Venture Capital Funds	0	0	0	0.00	0.00		
(e)	Insurance Companies	0	0	0	0.00	0.00		
(f)	Foreign Institutional Investors	7	3916091	3916091	16.22	16.22		
(g)	Foreign Venture Capital Investors	0	0	0	0.00	0.00		
(h)	Qualified Foreign Investor	0	0	0	0.00	0.00		
(i)	Any Other (specify)	0	0	0	0.00	0.00		
	Sub-Total (B)(1)	13	5469721	5469721	22.66	22.66		
B 2	Non-institutions							
(a)	Bodies Corporate	220	501683	496883	2.08	2.08		
(b)	Individuals							
I	Individual shareholders holding nominal share capital up to Rs 1 lakh	3404	723208	690403	3.00	3.00		
II	Individual shareholders holding nominal share capital in excess of Rs. 1 lakh.	16	4092619	4092619	16.96	16.96		
(c)	Qualified Foreign Investor	0	0	0	0.00	0.00		
(d)	Any Other (specify)				0.00	0.00		
(d-i)	NRI	86	74143	74143	0.31	0.31		
(d-ii)	Foreign Company	0	0	0	0.00	0.00		
	Sub-Total (B)(2)	3726	5391653	5354048	22.34	22.34		
(B)	Total Public Shareholding (B)= (B)(1)+(B)(2)	3739	10861374	10823769	45.00	45.00		
	TOTAL (A)+(B)	3756	24136374	24098769	100.00	100.00		
(C)	Shares held by Custodians and against which Depository Receipts have been							
1	Promoter and Promoter Group	0	0	0	NA	0.00	NA	NA
2	Public	0	0	0	NA	0.00	NA	NA
	Sub-Total (C)	0	0	0	NA	0.00	NA	NA
	GRAND TOTAL (A)+(B)+(C)	3756	24136374	24098769	NA	100.00		

For Greenply Industries Ltd.


Kaushal Kr. Agarwal
Company Secretary &
Vice President- Legal

(1)(b) Statement showing holding of securities (including shares, warrants, convertible securities) of persons belonging to the category "Promoter and Promoter Group"

Sr. No.	Name of the shareholder	Details of Shares held		Encumbered shares (*)			Details of warrants		Details of convertible securities		Total shares (including underlying shares assuming full conversion of warrants and convertible securities) as a % of diluted share capital
		Number of shares held	As a % of grand total (A)+(B)+(C)	No.	As a percentage	As a % of grand total (A)+(B)+(C) of sub-clause (i)(a)	Number of warrants held	As a % total number of warrants of the same class	Number of convertible securities held	As a % total number of convertible securities of the same class	
(i)	(ii)	(iii)	(iv)	(v)	(vi)=(v)/(iii)*100	(vii)	(viii)	(ix)	(x)	(xi)	(xii)
1	RAJESH MITTAL ON BEHALF OF RAJESH MITTAL HUF	150000	0.62	0	0.00	0.00	0	0.00	0	0.00	0.00
2	RAJESH MITTAL	533180	2.21	0	0.00	0.00	0	0.00	0	0.00	0.00
3	SAURABH MITTAL	159000	0.66	0	0.00	0.00	0	0.00	0	0.00	0.00
4	SAURABH MITTAL ON BEHALF OF TRADE COMBINES PARTNERSHIP FIRM	696457	2.89	0	0.00	0.00	0	0.00	0	0.00	0.00
5	SHOBHAN MITTAL	472400	1.96	0	0.00	0.00	0	0.00	0	0.00	0.00
6	SHOBHAN MITTAL ON BEHALF OF TRADE COMBINES PARTNERSHIP FIRM	928609	3.85	0	0.00	0.00	0	0.00	0	0.00	0.00
7	SHIV PRAKASH MITTAL	506000	2.10	0	0.00	0.00	0	0.00	0	0.00	0.00
8	SHIV PRAKASH MITTAL ON BEHALF OF SHIV PRAKASH MITTAL HUF	178000	0.74	0	0.00	0.00	0	0.00	0	0.00	0.00
9	SHIV PRAKASH MITTAL ON BEHALF OF TRADE COMBINES PARTNERSHIP FIRM	485410	2.01	0	0.00	0.00	0	0.00	0	0.00	0.00
10	SANIDHYA MITTAL	18000	0.07	0	0.00	0.00	0	0.00	0	0.00	0.00
11	SANTOSH MITTAL	55180	0.23	0	0.00	0.00	0	0.00	0	0.00	0.00
12	KARUNA MITTAL	136000	0.56	0	0.00	0.00	0	0.00	0	0.00	0.00
13	PARUL MITTAL	400	0.00	0	0.00	0.00	0	0.00	0	0.00	0.00
14	GREENPLY LEASING & FINANCE PVT LTD	2714731	11.25	0	0.00	0.00	0	0.00	0	0.00	0.00
15	PRIME HOLDINGS PVT. LTD.	2408560	9.98	0	0.00	0.00	0	0.00	0	0.00	0.00
16	S.M MANAGEMENT PVT. LTD.	3543462	14.68	0	0.00	0.00	0	0.00	0	0.00	0.00
17	VANASHREE PROPERTIES PVT. LTD.	289611	1.20	0	0.00	0.00	0	0.00	0	0.00	0.00
	TOTAL	13275000	55.00	0	0.00	0.00	0	0.00	0	0.00	0.00

(*) The term "encumbrance" has the same meaning as assigned to it in regulation 28(3) of the SAST Regulations, 2011

For Greenply Industries Ltd.


Kaushal Kr. Agarwal
Company Secretary &
Vice President- Legal

(I)(c)(i) Statement showing holding of securities (including shares, warrants, convertible securities) of persons belonging to the category "Public" and holding more than 1% of the total number of shares

Sr. No.	Name of the shareholder	Number of shares held	Shares as a percentage of total number of shares [i.e., Grand Total (A)+(B)+(C) indicated in Statement at para (I)(a) above]	Details of warrants		Details of convertible securities		Total shares (including underlying shares assuming full conversion of warrants and convertible securities) as a % of diluted share capital
				Number of warrants held	As a % total number of warrants of the same class	Number of convertible securities held	% w.r.t total number of convertible securities of the same class	
1	ASHMORE EQUITIES INVESTMENT MANAGEMENT(US)LLC A/C THE ASHMOREEMM UMBRELLA FUNDS-EMERGING MARKETS SOUTH ASIAN	277292	1.15	0	0.00	0	0.00	0.00
2	CITIGROUP GLOBAL MARKETS MAURITIUS PVT LTD	726342	3.01	0	0.00	0	0.00	0.00
3	MORGAN STANLEY MAURITIUS COMPANY LIMITED	438308	1.82	0	0.00	0	0.00	0.00
4	HSBC BANK (MAURITIUS) LIMITED A/C JWALAMUKHI INVESTMENT HOLDINGS	2376884	9.85	0	0.00	0	0.00	0.00
5	ASHISH DHAWAN	2369488	9.82	0	0.00	0	0.00	0.00
6	LATA BHANSHALI	443331	1.84	0	0.00	0	0.00	0.00
7	HDFC TRUSTEE COMPANY LIMITED A/C HDFC BALANCED FUND	448519	1.86	0	0.00	0	0.00	0.00
8	HDFC TRUSTEE COMPANY LIMITED A/C HDFC MID CAP OPPORTUNITIES FUND	1089418	4.51	0	0.00	0	0.00	0.00
TOTAL		8169582	33.85	0	0.00	0	0.00	0.00

(I)(c)(ii) Statement showing holding of securities (including shares, warrants, convertible securities) of persons (together with PAC) belonging to the category "Public" and holding more than 5% of the total number of shares of the company

Sr. No.	Name(s) of the shareholder(s) and the Persons Acting in Concert (PAC) with them	Number of shares	Shares as a percentage of total number of shares [i.e., Grand Total (A)+(B)+(C) indicated in Statement at para (I)(a) above]	Details of warrants		Details of convertible securities		Total shares (including underlying shares assuming full conversion of warrants and convertible securities) as a % of diluted share capital
				Number of warrants	As a % total number of warrants of the same class	Number of convertible securities held	% w.r.t total number of convertible securities of the same class	
1	ASHISH DHAWAN	2369488	9.82	0	0.00	0	0.00	0.00
2	HSBC BANK (MAURITIUS) LIMITED A/C JWALAMUKHI INVESTMENT HOLDINGS	2376884	9.85	0	0.00	0	0.00	0.00
TOTAL		4746372	19.66	0	0.00	0	0.00	0.00

For Greenply Industries Ltd.


Kaushal Kr. Agarwal
Company Secretary &
Vice President- Legal

(I)(d) Statement showing details of locked-in shares

Sr. No.	Name of the shareholder	Number of locked-in shares	Locked-in shares as a percentage of total number of shares (i.e., Grand Total (A)+(B)+(C) indicated in Statement at para (I)(a) above)
1	NA	NIL	0.00
TOTAL		0	0.00

For Greenply Industries Ltd.


Kaushal Kr. Agarwal
Company Secretary &
Vice President- Legal

(II)(a) Statement showing details of Depository Receipts (DRs)

Sr. No.	Type of outstanding DR (ADRs, GDRs, SDRs, etc.)	Number of outstanding DRs	Number of shares underlying outstanding DRs	Shares underlying outstanding DRs as a percentage of total number of shares (i.e., Grand Total (A)+(B)+(C) indicated in Statement at para (I)(a) above)
1	NA	NIL	NIL	0.00
TOTAL		0	0	0.00

(II)(b) Statement showing holding of Depository Receipts (DRs), where underlying shares held by "promoter/promoter group" are in excess of 1% of the total number of shares

Sr. No.	Name of the DR Holder	Type of outstanding DR (ADRs, GDRs, SDRs, etc.)	Number of shares underlying outstanding DRs	Shares underlying outstanding DRs as a percentage of total number of shares (i.e., Grand Total (A)+(B)+(C) indicated in Statement at para (I)(a) above)
1	NA	NIL	NIL	0
TOTAL			0	0

For Greenply Industries Ltd.


Kaushal Kr. Agarwal
Company Secretary &
Vice President- Legal

Introductory sub-table (I)(a)


Name of the Company: GREENPLY INDUSTRIES LIMITED			
BSE Scrip Code:526797 & NSE Symbol - GREENPLY, Class of Security: Equity Shares of Rs.5/- each.			
Post Scheme of Arrangement Shareholding Pattern (Immediately upon effective of the Scheme)			
Partly paid-up shares:-	No. of partly paid-up shares	As a % of total no. of partly paid-up shares	As a % of total no. of shares of the company
Held by promoter/promoter group	NIL	NIL	NIL
Held by public	NIL	NIL	NIL
Total	NIL	NIL	NIL
Outstanding convertible securities: No. of outstanding securities		As a % of total no. of outstanding convertible securities	As a % of total no. of shares of the company, assuming full conversion of the convertible securities
Held by promoter/promoter group	NIL	NIL	NIL
Held by public	NIL	NIL	NIL
Total	NIL	NIL	NIL
Warrants:-	No. of warrants	As a % of total no. of warrants	As a % of total no. of shares of the company, assuming full conversion of warrants
Held by promoter/promoter group	NIL	NIL	NIL
Held by public	NIL	NIL	NIL
Total	NIL	NIL	NIL
Total paid-up capital of the company, assuming full conversion of warrants and convertible securities			24136374

For Greenply Industries Ltd.


 Kaushal Kr. Agarwal
 Company Secretary &
 Vice President- Legal

Statement Showing Shareholding Pattern								
Category code	Category of Shareholder	Number of Shareholders	Table I(a)		Total shareholding as a percentage of total number of shares		Shares Pledged or otherwise encumbered	
			Total number of shares	Number of shares held in dematerialized form	As a percentage of(A+B)	As a percentage of (A+B+C)	Number of shares	As a percentage
			(IV)	(V)				
(I)	(II)	(III)	(IV)	(V)	(VI)	(VII)	(VIII)	(IX)=(VIII)/(IV)*100
(A)	Shareholding of Promoter and Promoter Group							
1	Indian							
(a)	Individuals/ Hindu Undivided Family	13	4318636	4318636	17.89	17.89	0	0.00
(b)	Central Government/ State Government(s)	0	0	0	0.00	0.00	0	0.00
(c)	Bodies Corporate	4	8956364	8956364	37.11	37.11	0	0.00
(d)	Financial Institutions/ Banks	0	0	0	0.00	0.00	0	0.00
(e)	Any Others(Specify)	0	0	0	0.00	0.00	0	0.00
	Sub Total(A)(1)	17	13275000	13275000	55.00	55.00	0	0.00
2	Foreign							
a	Individuals (Non-Residents Individuals/ Foreign Individuals)	0	0	0	0.00	0.00	0	0.00
b	Bodies Corporate	0	0	0	0.00	0.00	0	0.00
c	Institutions	0	0	0	0.00	0.00	0	0.00
d	Qualified Foreign Investor	0	0	0	0.00	0.00	0	0.00
e	Any Others(Specify)	0	0	0	0.00	0.00	0	0.00
	Sub Total(A)(2)	0	0	0	0.00	0.00	0	0.00
	Total Shareholding of Promoter and Promoter Group (A)= (A)(1)+(A)(2)	17	13275000	13275000	55.00	55.00	0	0.00
(B)	Public shareholding						NA	NA
1	Institutions							
(a)	Mutual Funds/ UTI	4	1552604	1552604	6.43	6.43		
(b)	Financial Institutions / Banks	2	1026	1026	0.00	0.00		
(c)	Central Government/ State Government(s)	0	0	0	0.00	0.00		
(d)	Venture Capital Funds	0	0	0	0.00	0.00		
(e)	Insurance Companies	0	0	0	0.00	0.00		
(f)	Foreign Institutional Investors	7	3916091	3916091	16.22	16.22		
(g)	Foreign Venture Capital Investors	0	0	0	0.00	0.00		
(h)	Qualified Foreign Investor	0	0	0	0.00	0.00		
(i)	Any Other (specify)	0	0	0	0.00	0.00		
	Sub-Total (B)(1)	13	5469721	5469721	22.66	22.66		
B 2	Non-institutions							
(a)	Bodies Corporate	220	501683	496883	2.08	2.08		
(b)	Individuals							
1	Individual shareholders holding nominal share capital up to Rs 1 lakh	3404	723208	690403	3.00	3.00		
II	Individual shareholders holding nominal share capital in excess of Rs. 1 lakh.	16	4092619	4092619	16.96	16.96		
(c)	Qualified Foreign Investor	0	0	0	0.00	0.00		
(d)	Any Other (specify)				0.00	0.00		
(d-i)	NRI	86	74143	74143	0.31	0.31		
(d-ii)	Foreign Company	0	0	0	0.00	0.00		
	Sub-Total (B)(2)	3726	5391653	5354048	22.34	22.34		
(B)	Total Public Shareholding (B)= (B)(1)+(B)(2)	3739	10861374	10823769	45.00	45.00		
	TOTAL (A)+(B)	3756	24136374	24098769	100.00	100.00		
(C)	Shares held by Custodians and against which Depository Receipts have been							
1	Promoter and Promoter Group	0	0	0	NA	0.00	NA	NA
2	Public	0	0	0	NA	0.00	NA	NA
	Sub-Total (C)	0	0	0	NA	0.00	NA	NA
	GRAND TOTAL (A)+(B)+(C)	3756	24136374	24098769	NA	100.00		

For Greenply Industries Ltd.


Kaushal Kr. Agarwal
Company Secretary &
Vice President- Legal

(I)(b) Statement showing holding of securities (including shares, warrants, convertible securities) of persons belonging to the category "Promoter and Promoter Group"

Sr. No.	Name of the shareholder	Details of Shares held		Encumbered shares (*)			Details of warrants		Details of convertible securities		Total shares (including underlying shares assuming full conversion of warrants and convertible securities) as a % of diluted share capital
		Number of shares held	As a % of grand total (A)+(B)+(C)	No.	As a percentage	As a % of grand total (A)+(B)+(C) of sub-clause (I)(a)	Number of warrants held	As a % total number of warrants of the same class	Number of convertible securities held	As a % total number of convertible securities of the same class	
(i)	(ii)	(iii)	(iv)	(v)	(vi)=(v)/(iii)*100	(vii)	(viii)	(ix)	(x)	(xi)	(xii)
1	RAJESH MITTAL ON BEHALF OF RAJESH MITTAL HUF	150000	0.62	0	0.00	0.00	0	0.00	0	0.00	0.00
2	RAJESH MITTAL	533180	2.21	0	0.00	0.00	0	0.00	0	0.00	0.00
3	SAURABH MITTAL	159000	0.66	0	0.00	0.00	0	0.00	0	0.00	0.00
4	SAURABH MITTAL ON BEHALF OF TRADE COMBINES, PARTNERSHIP FIRM	696457	2.89	0	0.00	0.00	0	0.00	0	0.00	0.00
5	SHOBHAN MITTAL	472400	1.96	0	0.00	0.00	0	0.00	0	0.00	0.00
6	SHOBHAN MITTAL ON BEHALF OF TRADE COMBINES, PARTNERSHIP FIRM	928609	3.85	0	0.00	0.00	0	0.00	0	0.00	0.00
7	SHIV PRAKASH MITTAL	506000	2.10	0	0.00	0.00	0	0.00	0	0.00	0.00
8	SHIV PRAKASH MITTAL ON BEHALF OF SHIV PRAKASH MITTAL HUF	178000	0.74	0	0.00	0.00	0	0.00	0	0.00	0.00
9	SHIV PRAKASH MITTAL ON BEHALF OF TRADE COMBINES, PARTNERSHIP FIRM	485410	2.01	0	0.00	0.00	0	0.00	0	0.00	0.00
10	SANIDHYA MITTAL	18000	0.07	0	0.00	0.00	0	0.00	0	0.00	0.00
11	SANTOSH MITTAL	55180	0.23	0	0.00	0.00	0	0.00	0	0.00	0.00
12	KARUNA MITTAL	136000	0.56	0	0.00	0.00	0	0.00	0	0.00	0.00
13	PARUL MITTAL	400	0.00	0	0.00	0.00	0	0.00	0	0.00	0.00
14	GREENPLY LEASING & FINANCE PVT LTD	2714731	11.25	0	0.00	0.00	0	0.00	0	0.00	0.00
15	PRIME HOLDINGS PVT. LTD.	2408560	9.98	0	0.00	0.00	0	0.00	0	0.00	0.00
16	S.M.MANAGEMENT PVT. LTD.	3543462	14.68	0	0.00	0.00	0	0.00	0	0.00	0.00
17	VANASHREE PROPERTIES PVT. LTD.	289611	1.20	0	0.00	0.00	0	0.00	0	0.00	0.00
TOTAL		13275000	55.00	0	0.00	0.00	0	0.00	0	0.00	0.00

(*) The term "encumbrance" has the same meaning as assigned to it in regulation 28(3) of the SAST Regulations, 2011

Note:

Pursuant to Clause 17 of the Composite Scheme of Arrangement, within 12 (twelve) months of listing of the equity shares of Greenlam Industries Limited, there shall be a realignment of shareholding between the Greenply Shareholder Group and the Greenlam Shareholder Group such that (a) the Greenlam Shareholder Group shall transfer in one or more transactions, on the stock exchange or otherwise, such number of equity shares of Greenply Industries Limited as mutually agreed, to the Greenply Shareholder Group, and (b) the Greenply Shareholder Group shall transfer in one or more transactions, on the stock exchange or otherwise, such number of equity shares of Greenlam Industries Limited as mutually agreed to the Greenlam Shareholder Group. Greenply Shareholder Group and Greenlam Shareholder Group shall have the meanings respectively assigned to them in the Scheme.

Mr. Saurabh Mittal, Ms. Parul Mittal and Greenply Leasing & Finance Private Limited shall cease to be a part of the promoter / promoter group of Greenply Industries Limited. Similarly, Mr. Shobhan Mittal, Mr. Rajesh Mittal, Mr. Sanidhya Mittal, Ms. Karuna Mittal, Rajesh Mittal (HUF), Prime Holdings Private Limited, S. M. Management Private Limited, Vanashree Properties Private Limited and Trade Combines shall not form part of the promoter / promoter group of Greenlam Industries Limited.

For Greenply Industries Ltd.


Kaushal Kr. Agarwal
Company Secretary &
Vice President- Legal

(I)(c)(i) Statement showing holding of securities (including shares, warrants, convertible securities) of persons belonging to the category "Public" and holding more than 1% of the total number of shares

Sr. No.	Name of the shareholder	Number of shares held	Shares as a percentage of total number of shares (i.e., Grand Total (A)+(B)+(C) indicated in Statement at para (I)(a) above)	Details of warrants		Details of convertible securities		Total shares (including underlying shares assuming full conversion of warrants and convertible securities) as a % of diluted share capital
				Number of warrants held	As a % total number of warrants of the same class	Number of convertible securities held	% w.r.t total number of convertible securities of the same class	
1	ASHMORE EQUITIES INVESTMENT MANAGEMENT(US)LLC A/C THE ASHMOREEMM UMBRELLA FUNDS-EMERGING MARKETS SOUTH ASIAN	277292	1.15	0	0.00	0	0.00	0.00
2	CITIGROUP GLOBAL MARKETS MAURITIUS PVT LTD	726342	3.01	0	0.00	0	0.00	0.00
3	MORGAN STANLEY MAURITIUS COMPANY LIMITED	438308	1.82	0	0.00	0	0.00	0.00
4	HSBC BANK (MAURITIUS) LIMITED A/C JWALAMUKHI INVESTMENT HOLDINGS	2376884	9.85	0	0.00	0	0.00	0.00
5	ASHISH DHAWAN	2369488	9.82	0	0.00	0	0.00	0.00
6	LATA BHANSHALI	443331	1.84	0	0.00	0	0.00	0.00
7	HDFC TRUSTEE COMPANY LIMITED A/C HDFC BALANCED FUND	448519	1.86	0	0.00	0	0.00	0.00
8	HDFC TRUSTEE COMPANY LIMITED A/C HDFC MID CAP OPPORTUNITIES FUND	1089418	4.51	0	0.00	0	0.00	0.00
TOTAL		8169582	33.85	0	0.00	0	0.00	0.00

(I)(c)(ii) Statement showing holding of securities (including shares, warrants, convertible securities) of persons (together with PAC) belonging to the category "Public" and holding more than 5% of the total number of shares of the company

Sr. No.	Name(s) of the shareholder(s) and the Persons Acting in Concert (PAC) with them	Number of shares	Shares as a percentage of total number of shares (i.e., Grand Total (A)+(B)+(C) indicated in Statement at para (I)(a) above)	Details of warrants		Details of convertible securities		Total shares (including underlying shares assuming full conversion of warrants and convertible securities) as a % of diluted share capital
				Number of warrants	As a % total number of warrants of the same class	Number of convertible securities held	% w.r.t total number of convertible securities of the same class	
1	ASHISH DHAWAN	2369488	9.82	0	0.00	0	0.00	0.00
2	HSBC BANK (MAURITIUS) LIMITED A/C JWALAMUKHI INVESTMENT HOLDINGS	2376884	9.85	0	0.00	0	0.00	0.00
TOTAL		4746372	19.66	0	0.00	0	0.00	0.00


For Greenply Industries Ltd.


Kaushal Kr. Agarwal
 Company Secretary &
 Vice President- Legal

(I)(d) Statement showing details of locked-in shares

Sr. No.	Name of the shareholder	Number of locked-in shares	Locked-in shares as a percentage of total number of shares (i.e., Grand Total (A)+(B)+(C) indicated in Statement at para (I)(a) above}
1	NA	NIL	0.00
TOTAL		0	0.00

For Greenply Industries Ltd.



Kaushal Kr. Agarwal
Company Secretary &
Vice President- Legal


(II)(a) Statement showing details of Depository Receipts (DRs)

Sr. No.	Type of outstanding DR (ADRs, GDRs, SDRs, etc.)	Number of outstanding DRs	Number of shares underlying outstanding DRs	Shares underlying outstanding DRs as a percentage of total number of shares (i.e., Grand Total (A)+(B)+(C) indicated in Statement at para (I)(a) above)
1	NA	NIL	NIL	0.00
TOTAL		0	0	0.00

(II)(b) Statement showing holding of Depository Receipts (DRs), where underlying shares held by "promoter/promoter group" are in excess of 1% of the total number of shares

Sr. No.	Name of the DR Holder	Type of outstanding DR (ADRs, GDRs, SDRs, etc.)	Number of shares underlying outstanding DRs	Shares underlying outstanding DRs as a percentage of total number of shares (i.e., Grand Total (A)+(B)+(C) indicated in Statement at para (I)(a) above)
1	NA	NIL	NIL	0
TOTAL			0	0

For Greenply Industries Ltd.


Kaushal Kr. Agarwal
Company Secretary &
Vice President- Legal

Introductory sub-table (I)(a)

Name of the Company: GREENPLY INDUSTRIES LIMITED			
BSE Scrip Code:526797 & NSE Symbol - GREENPLY, Class of Security: Equity Shares of Rs.5/- each.			
Post Scheme of Arrangement Shareholding (post realignment of shareholding pursuant Clause 17 of the Scheme)			
Partly paid-up shares:-	No. of partly paid-up shares	As a % of total no. of partly paid-up shares	As a % of total no. of shares of the company
Held by promoter/promoter group	NIL	NIL	NIL
Held by public	NIL	NIL	NIL
Total	NIL	NIL	NIL
Outstanding convertible securities:-	No. of outstanding securities	As a % of total no. of outstanding convertible securities	As a % of total no. of shares of the company, assuming full conversion of the convertible securities
Held by promoter/promoter group	NIL	NIL	NIL
Held by public	NIL	NIL	NIL
Total	NIL	NIL	NIL
Warrants:-	No. of warrants	As a % of total no. of warrants	As a % of total no. of shares of the company, assuming full conversion of warrants
Held by promoter/promoter group	NIL	NIL	NIL
Held by public	NIL	NIL	NIL
Total	NIL	NIL	NIL
Total paid-up capital of the company, assuming full conversion of warrants and convertible securities			24136374

For Greenply Industries Ltd.


Kaushal Kr. Agarwal
Company Secretary &
Vice President- Legal

Statement Showing Shareholding Pattern								
Category code	Category of Shareholder	Number of Shareholders	Table I(a)		Total shareholding as a percentage of total number of shares		Shares Pledged or otherwise encumbered	
			Total number of shares	Number of shares held in dematerialized form	As a percentage of(A+B)	As a percentage of (A+B+C)	Number of shares	As a percentage
			(IV)	(V)	(VI)	(VII)	(VIII)	(IX)= (VIII)/(IV)*100
(A)	Shareholding of Promoter and Promoter Group							
1	Indian							
(a)	Individuals/ Hindu Undivided Family	11	4159236	4159236	17.23	17.23	0	0.00
(b)	Central Government/ State Government(s)	0	0	0	0.00	0.00	0	0.00
(c)	Bodies Corporate	3	6241633	6241633	25.86	25.86	0	0.00
(d)	Financial Institutions/ Banks	0	0	0	0.00	0.00	0	0.00
(e)	Mr. Shiv Prakash Mittal, Mr. Rajesh Mittal, Mr. Shobhan Mittal, Mr. Sanidhya Mittal, Ms. Santosh Mittal, Ms. Karuna Mittal, Shiv Prakash Mittal (HUF), Rajesh Mittal (HUF), Prime Holdings Private Limited, S. M. Management Private Limited, Vanashree Properties Private Limited and Trade Combines	0	2874131	2874131			0	
					11.91	11.91		0.00
	Sub Total(A)(1)	14	13275000	13275000	55.00	55.00	0	0.00
2	Foreign							
a	Individuals (Non-Residents Individuals/ Foreign Individuals)	0	0	0	0.00	0.00	0	0.00
b	Bodies Corporate	0	0	0	0.00	0.00	0	0.00
c	Institutions	0	0	0	0.00	0.00	0	0.00
d	Qualified Foreign Investor	0	0	0	0.00	0.00	0	0.00
e	Any Others(Specify)	0	0	0	0.00	0.00	0	0.00
	Sub Total(A)(2)	0	0	0	0.00	0.00	0	0.00
	Total Shareholding of Promoter and Promoter Group (A)= (A)(1)+(A)(2)	14	13275000	13275000	55.00	55.00	0	0.00
							NA	NA
(B)	Public shareholding							
1	Institutions							
(a)	Mutual Funds/ UTI	4	1552604	1552604	6.43	6.43		
(b)	Financial Institutions/ Banks	2	1026	1026	0.00	0.00		
(c)	Central Government/ State Government(s)	0	0	0	0.00	0.00		
(d)	Venture Capital Funds	0	0	0	0.00	0.00		
(e)	Insurance Companies	0	0	0	0.00	0.00		
(f)	Foreign Institutional Investors	7	3916091	3916091	16.22	16.22		
(g)	Foreign Venture Capital Investors	0	0	0	0.00	0.00		
(h)	Qualified Foreign Investor	0	0	0	0.00	0.00		
(i)	Any Other (specify)	0	0	0	0.00	0.00		
	Sub-Total (B)(1)	13	5469721	5469721	22.66	22.66		
B 2	Non-institutions							
(a)	Bodies Corporate	220	501683	496883	2.08	2.08		
(b)	Individuals							
i	Individual shareholders holding nominal share capital up to Rs 1 lakh	3404	723208	690403	3.00	3.00		
ii	Individual shareholders holding nominal share capital in excess of Rs. 1 lakh.	16	4092619	4092619	16.96	16.96		
(c)	Qualified Foreign Investor	0	0	0	0.00	0.00		
(d)	Any Other (specify)							
(d-i)	NRI	86	74143	74143	0.31	0.31		
(d-ii)	Foreign Company	0	0	0	0.00	0.00		
	Sub-Total (B)(2)	3726	5391653	5354048	22.34	22.34		
	Total Public Shareholding (B)= (B)(1)+(B)(2)	3739	10861374	10823769	45.00	45.00		
	TOTAL (A)+(B)	3753	24136374	24098769	100.00	100.00		
(C)	Shares held by Custodians and against which Depository Receipts have been							
1	Promoter and Promoter Group	0	0	0	NA	0.00	NA	NA
2	Public	0	0	0	NA	0.00	NA	NA
	Sub-Total (C)	0	0	0	NA	0.00	NA	NA
	GRAND TOTAL (A)+(B)+(C)	3753	24136374	24098769	NA	0.00		

For Greenply Industries Ltd.


Kaushal Kr. Agarwal
Company Secretary &
Vice President- Legal

(I)(b) Statement showing holding of securities (including shares, warrants, convertible securities) of persons belonging to the category "Promoter and Promoter Group"

Sr. No.	Name of the shareholder	Details of Shares held		Encumbered shares (*)			Details of warrants		Details of convertible securities		Total shares (including underlying shares assuming full conversion of warrants and convertible securities) as a % of diluted share capital
		Number of shares held	As a % of grand total (A)+(B)+(C)	No.	As a percentage	As a % of grand total (A)+(B)+(C) of sub-class (I)(a)	Number of warrants held	As a % total number of warrants of the same class	Number of convertible securities held	As a % total number of convertible securities of the same class	
(I)	(II)	(III)	(IV)	(V)	(VI)=(V)/(III)*100	(VII)	(VIII)	(IX)	(X)	(XI)	(XII)
1	RAJESH MITTAL ON BEHALF OF RAJESH MITTAL HUF	150000	0.62	0	0.00	0.00	0	0.00	0	0.00	0.00
2	RAJESH MITTAL	533180	2.21	0	0.00	0.00	0	0.00	0	0.00	0.00
3	SAURABH MITTAL ON BEHALF OF TRADE COMBINES, PARTNERSHIP FIRM	696457	2.89	0	0.00	0.00	0	0.00	0	0.00	0.00
4	SHOBHAN MITTAL	472400	1.96	0	0.00	0.00	0	0.00	0	0.00	0.00
5	SHOBHAN MITTAL ON BEHALF OF TRADE COMBINES, PARTNERSHIP FIRM	928609	3.85	0	0.00	0.00	0	0.00	0	0.00	0.00
6	SHIV PRAKASH MITTAL	506000	2.10	0	0.00	0.00	0	0.00	0	0.00	0.00
7	SHIV PRAKASH MITTAL ON BEHALF OF SHIV PRAKASH MITTAL HUF	178000	0.74	0	0.00	0.00	0	0.00	0	0.00	0.00
8	SHIV PRAKASH MITTAL ON BEHALF OF TRADE COMBINES, PARTNERSHIP FIRM	485410	2.01	0	0.00	0.00	0	0.00	0	0.00	0.00
9	SANIDHYA MITTAL	18000	0.07	0	0.00	0.00	0	0.00	0	0.00	0.00
10	SANTOSH MITTAL	55180	0.23	0	0.00	0.00	0	0.00	0	0.00	0.00
11	KARUNA MITTAL	136000	0.56	0	0.00	0.00	0	0.00	0	0.00	0.00
12	PRIME HOLDINGS PVT. LTD.	2408560	9.98	0	0.00	0.00	0	0.00	0	0.00	0.00
13	S.M.MANAGEMENT PVT. LTD.	3543462	14.68	0	0.00	0.00	0	0.00	0	0.00	0.00
14	VANASHREE PROPERTIES PVT. LTD.	289611	1.20	0	0.00	0.00	0	0.00	0	0.00	0.00
15	GREENPLY SHAREHOLDER GROUP # (Mr. Shiv Prakash Mittal, Mr. Rajesh Mittal, Mr. Shobhan Mittal, Mr. Sanidhya Mittal, Ms. Santosh Mittal, Ms. Karuna Mittal, Shiv Prakash Mittal (HUF), Rajesh Mittal (HUF), Prime Holdings Private Limited, S. M. Management Private Limited, Vanashree Properties Private Limited and Trade Combines)	2874131	11.91	0	0.00	0.00	0	0.00	0	0.00	0.00
TOTAL		13275000	55.00	0	0.00	0.00	0	0.00	0	0.00	0.00


(*) The term "encumbrance" has the same meaning as assigned to it in regulation 28(3) of the SAST Regulations, 2011

The expected shareholders pursuant to transfer of shares in line with Clause 17 of the Composite Scheme of Arrangement

Pursuant to Clause 17 of the Composite Scheme of Arrangement, within 12 (twelve) months of listing of the equity shares of Greenlam Industries Limited, there shall be a realignment of shareholding between the Greenply Shareholder Group and the Greenlam Shareholder Group such that (a) the Greenlam Shareholder Group shall transfer in one or more transactions, on the stock exchange or otherwise, such number of equity shares of Greenply Industries Limited as mutually agreed, to the Greenply Shareholder Group, and (b) the Greenply Shareholder Group shall transfer in one or more transactions, on the stock exchange or otherwise, such number of equity shares of Greenlam Industries Limited as mutually agreed to the Greenlam Shareholder Group. Greenply Shareholder Group and Greenlam Shareholder Group shall have the meanings respectively assigned to them in the Scheme.

Mr. Saurabh Mittal, Ms. Parul Mittal and Greenply Leasing & Finance Private Limited shall cease to be a part of the promoter / promoter group of Greenply Industries Limited. Similarly, Mr. Shobhan Mittal, Mr. Rajesh Mittal, Mr. Sanidhya Mittal, Ms. Karuna Mittal, Rajesh Mittal (HUF), Prime Holdings Private Limited, S. M. Management Private Limited, Vanashree Properties Private Limited and Trade Combines shall not form part of the promoter / promoter group of Greenlam Industries Limited.

For Greenply Industries Ltd.


Kaushal Kr. Agarwal
Company Secretary &
Vice President- Legal


(I)(c)(i) Statement showing holding of securities (including shares, warrants, convertible securities) of persons belonging to the category "Public" and holding more than 1% of the total number of shares

Sr. No.	Name of the shareholder	Number of shares held	Shares as a percentage of total number of shares (i.e., Grand Total (A)+(B)+(C) indicated in Statement at para (I)(a) above)	Details of warrants		Details of convertible securities		Total shares (including underlying shares assuming full conversion of warrants and convertible securities) as a % of diluted share capital
				Number of warrants held	As a % total number of warrants of the same class	Number of convertible securities held	% w.r.t total number of convertible securities of the same class	
1	ASHMORE EQUITIES INVESTMENT MANAGEMENT(US)LLC A/C THE ASHMOREEMM UMBRELLA FUNDS-EMERGING MARKETS SOUTH ASIAN	277292	1.15	0	0.00	0	0.00	0.00
2	CITIGROUP GLOBAL MARKETS MAURITIUS PVT LTD	726342	3.01	0	0.00	0	0.00	0.00
3	MORGAN STANLEY MAURITIUS COMPANY LIMITED	438308	1.82	0	0.00	0	0.00	0.00
4	HSBC BANK (MAURITIUS) LIMITED A/C JWALAMUKHI INVESTMENT HOLDINGS	2376884	9.85	0	0.00	0	0.00	0.00
5	ASHISH DHAWAN	2369488	9.82	0	0.00	0	0.00	0.00
6	LATA BHANSHALI	443331	1.84	0	0.00	0	0.00	0.00
7	HDFC TRUSTEE COMPANY LIMITED A/C HDFC BALANCED FUND	448519	1.86	0	0.00	0	0.00	0.00
8	HDFC TRUSTEE COMPANY LIMITED A/C HDFC MID CAP OPPORTUNITIES FUND	1089418	4.51	0	0.00	0	0.00	0.00
TOTAL		8169582	33.85	0	0.00	0	0.00	0.00

(I)(c)(ii) Statement showing holding of securities (including shares, warrants, convertible securities) of persons (together with PAC) belonging to the category "Public" and holding more than 5% of the total number of shares of the company

Sr. No.	Name(s) of the shareholder(s) and the Persons Acting in Concert (PAC) with them	Number of shares	Shares as a percentage of total number of shares (i.e., Grand Total (A)+(B)+(C) indicated in Statement at para (I)(a) above)	Details of warrants		Details of convertible securities		Total shares (including underlying shares assuming full conversion of warrants and convertible securities) as a % of diluted share capital
				Number of warrants	As a % total number of warrants of the same class	Number of convertible securities held	% w.r.t total number of convertible securities of the same class	
1	ASHISH DHAWAN	2369488	9.82	0	0.00	0	0.00	0.00
2	HSBC BANK (MAURITIUS) LIMITED A/C JWALAMUKHI INVESTMENT HOLDINGS	2376884	9.85	0	0.00	0	0.00	0.00
TOTAL		4746372	19.66	0	0.00	0	0.00	0.00

For Greenply Industries Ltd.


Kaushal Kr. Agarwal
 Company Secretary &
 Vice President- Legal

(I)(d) Statement showing details of locked-in shares

Sr. No.	Name of the shareholder	Number of locked-in shares	Locked-in shares as a percentage of total number of shares {i.e., Grand Total (A)+(B)+(C) indicated in Statement at para (I)(a) above}
1	NA	NIL	0.00
TOTAL		0	0.00

For Greenply Industries Ltd.


Kaushal Kr. Agarwal
Company Secretary &
Vice President- Legal

(II)(a) Statement showing details of Depository Receipts (DRs)

Sr. No.	Type of outstanding DR (ADRs, GDRs, SDRs, etc.)	Number of outstanding DRs	Number of shares underlying outstanding DRs	Shares underlying outstanding DRs as a percentage of total number of shares (i.e., Grand Total (A)+(B)+(C) indicated in Statement at para (I)(a) above)
1	NA	NIL	NIL	0.00
TOTAL		0	0	0.00

(II)(b) Statement showing holding of Depository Receipts (DRs), where underlying shares held by "promoter/promoter group" are in excess of 1% of the total number of shares

Sr. No.	Name of the DR Holder	Type of outstanding DR (ADRs, GDRs, SDRs, etc.)	Number of shares underlying outstanding DRs	Shares underlying outstanding DRs as a percentage of total number of shares (i.e., Grand Total (A)+(B)+(C) indicated in Statement at para (I)(a) above)
1	NA	NIL	NIL	0
TOTAL			0	0

For Greenply Industries Ltd.



Kaushal Kr. Agarwal
Company Secretary &
Vice President- Legal